



LAHAR-36
L-999995 CAL.36

A E R O P R E C I S I O N

LAHAR-36

OPERATOR'S MANUAL

⚠️ WARNING ⚠️

READ ALL SAFETY INSTRUCTIONS AND WARNINGS CAREFULLY AND MAKE SURE YOU UNDERSTAND THEM BEFORE OPERATING YOUR FIREARM. FIREARMS ARE DANGEROUS AND FAILURE TO DO SO COULD RESULT IN PROPERTY DAMAGE, SEVERE BODILY INJURY OR DEATH TO YOU OR OTHERS.



⚠ WARNING ⚠

THE USE OF "TRACER" AMMUNITION, FRANGIBLE AMMUNITION, OR AMMUNITION OF A SIZE LARGER THAN .309" WITH YOUR SUPPRESSOR MAY RESULT IN A BAFFLE STRIKE, DAMAGING THE SUPPRESSOR AND SENDING SHRAPNEL FROM THE DEVICE WHICH MAY RESULT IN SEVERE BODILY INJURY OR DEATH TO THE SHOOTER OR BYSTANDERS.

SAFETY INSTRUCTIONS

WHEN USING A FIREARM, ALWAYS ADHERE TO THE 4 RULES OF FIREARMS SAFETY:

- 1) Treat every firearm as if it is loaded.
- 2) Always keep your firearm pointed in a safe direction.
- 3) Keep your finger off the trigger until you are ready to shoot.
- 4) Be aware of your target and what's beyond it.

INSTALL SUPPRESSOR ONLY AS DIRECTED IN THESE INSTRUCTIONS PRIOR TO USE:

Carefully read the installation instructions in this document. Failure to install properly may result in property damage, severe injury, or death.

SUPPRESSORS WILL BECOME VERY HOT AFTER FIRING:

Prior to handling your suppressor or bringing it into contact with any items, first allow it to return to the ambient air temperature. Do not attempt to touch a hot suppressor. Contact with a hot suppressor may result in property damage, burns or severe bodily injury.

ENSURE YOU ARE USING THE PROPER AMMUNITION:

This suppressor is rated up to .300WM. Use your suppressor only with factory new ammunition not to exceed .30 caliber or .309" in bullet diameter.

L A H A R - 3 6

TABLE OF CONTENTS

PRODUCT OVERVIEW	5
CARE & USAGE	7
WHAT'S INCLUDED	9
INSTALLATION	10
MAINTENANCE	14
WARRANTY	15





L A H A R - 3 6

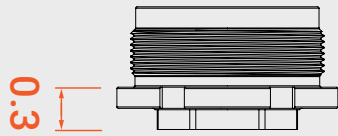
PRODUCT OVERVIEW

The Lahar-36[®] Suppressor was designed and built to be a workhorse – providing durability, performance, and flexibility in a single package.

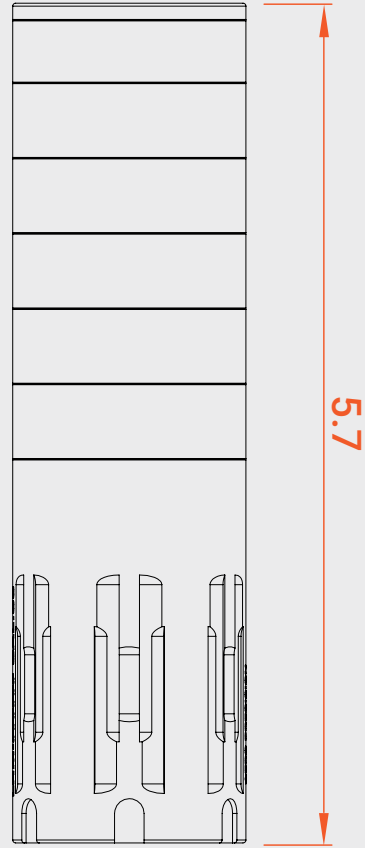
The Lahar-36 is full-auto and magnum rated with no barrel length restrictions. It features a fully laser welded construction made up of 17-4 stainless steel with an thicker blast baffle. A wire EDM bore ensures perfect concentricity and consistency. Industry-standard 1-3/8x24 TPI threads allow for the use of direct thread adapters and other common QD adapters utilizing this thread pitch.

LAHAR-36

DIMENSIONS



DIRECT THREAD



LAHAR-36



**FULL-AUTO
RATED**



**FULLY
WELDED**



MULTICALIBER



**MODULAR
ATTACHMENT**

⚠ CAUTION ⚠

ALWAYS WEAR THE APPROPRIATE PERSONAL PROTECTION EQUIPMENT WHEN HANDLING FIREARMS. NEVER DISCHARGE A FIREARM WITHOUT THE USE OF PROPER EYE AND EAR PROTECTION EVEN WHEN UTILIZING A SUPPRESSOR.

L A H A R - 3 6

CARE & USAGE

The Lahar-36 has an extremely durable construction with a fully laser-welded baffle stack that includes a thicker blast baffle built to handle hard-use situations. It is important to point out that no matter how robust a design is, suppressor durability can be affected by things such as caliber/ammunition choice, barrel length, and firing schedules.

To maximize the life of your Lahar-36, here are some helpful suggestions:

- Allow the suppressor to cool between firing sessions.
- Pair with a muzzle device QD attachment system. The muzzle device will reduce wear by acting as a sacrificial baffle.
- Choose a longer barrel where possible.
- Use factory ammunition and ensure it meets the specified diameter and pressure limits.
- Suppressors are caliber-specific devices. Intentional or negligent abuse of the product can drastically reduce suppressor life and may void your warranty.



CARE & USAGE, CONT.


The first round fired through your cold suppressor will be marginally louder than sequential rounds fired. This is caused by the oxygen present in your suppressor before firing. Once this oxygen has been displaced from the suppressor during firing, you will experience optimal sound performance.

When using your suppressor, it will retain heat when fired. This can result in very hot surface temperatures when firing.

Do not touch your suppressor if it is hot as this may result in serious injury.

When using a firearm, **always** adhere to the 4 rules of firearms safety:


- 1) Treat every firearm as if it is loaded.
- 2) Always keep your firearm pointed in a safe direction.
- 3) Keep your finger off the trigger until you are ready to shoot.
- 4) Be aware of your target and what's beyond it.



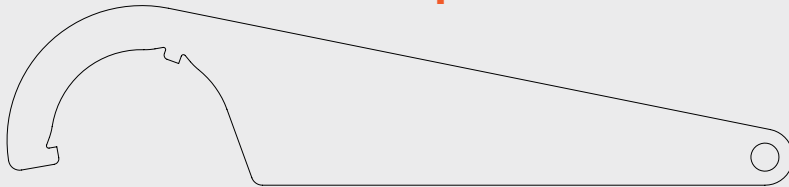
LAHAR-36

WHAT'S INCLUDED

- 1) Suppressor
- 2) 1/2x28 Direct Thread Adapter
- 3) 5/8x24 Direct Thread Adapter
- 4) Suppressor Wrenches




4



2



3



1

⚠️ WARNING ⚠️

PRIOR TO INSTALLATION, ENSURE YOUR FIREARM IS UNLOADED.



LAHAR - 36

INSTALLATION

Your suppressor can be attached to a host firearm via a direct thread adapter or a HUB compatible QD mounting system.

ATTACHING THE SUPPRESSOR

Your suppressor will come with either a direct thread or Mantle QD mount installed. To remove your mount, use the supplied wrenches and turn the mount counterclockwise.

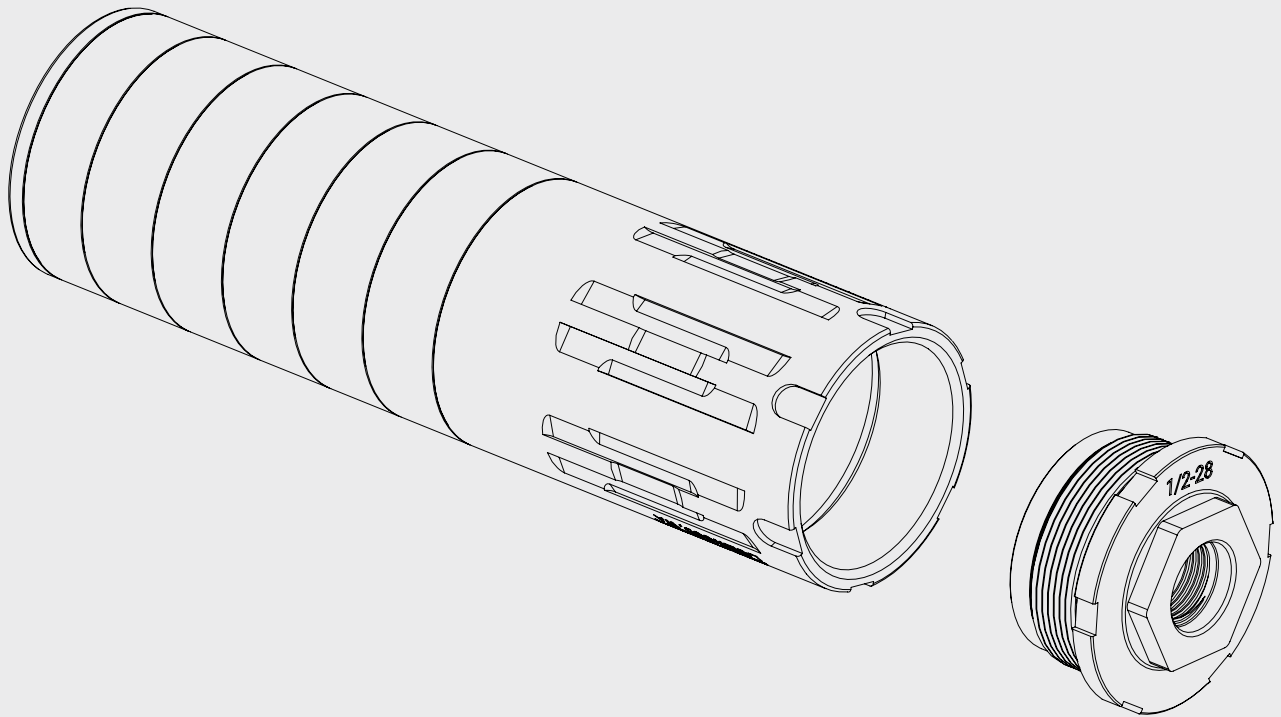
When installing either a direct thread adapter or a QD mounting system, first ensure that all threaded surfaces are clear of any debris and apply a liberal amount of high temperature anti-seize to your threads before installation. Thread your mount by hand into the rear of the Lahar suppressor and turn clockwise until tight. Snug utilizing the supplied wrenches.

When using a QD mounting system, follow the manufacturers installation instructions for both the muzzle device and the QD mount.

L A H A R - 3 6

DIRECT THREAD INSTALLATION

Your Lahar-36 comes with both a 1/2x28 and 5/8x24 direct thread adapter. Before installation, you must first ensure the host barrel is the correct thread pitch for the adapter you purchased. With the adapter properly secured to the suppressor, simply thread the suppressor by hand onto the muzzle of the host firearm and make snug. You will need to periodically ensure that the suppressor is snug when firing as all direct thread suppressors will begin to come loose with use. If your suppressor becomes loose, it can negatively affect the accuracy and result in a baffle strike. A baffle strike can be catastrophic to your suppressor.



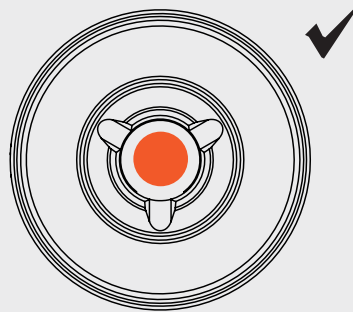
⚠ WARNING ⚠

FAILURE TO ENSURE PROPER ALIGNMENT MAY RESULT IN A BAFFLE STRIKE, DAMAGING THE SUPPRESSOR AND SENDING SHRAPNEL FROM THE DEVICE WHICH MAY RESULT IN SEVERE BODILY INJURY OR DEATH TO THE SHOOTER OR BYSTANDERS.


LAHAR - 36

ENSURING PROPER ALIGNMENT

Once your Lahar-36 suppressor is installed, an alignment rod should be used to verify the suppressor is properly aligned with the bore of your firearm. If your suppressor is not aligned, do not attempt to fire. Contact Aero Precision customer service.



PROPER ALIGNMENT



OUT OF ALIGNMENT

ENSURE YOU ARE USING THE PROPER AMMUNITION: This suppressor is rated up to .300WM. Use your suppressor only with factory new ammunition not to exceed .30 caliber or .309" in bullet diameter.

⚠ WARNING ⚠

THE USE OF "TRACER" AMMUNITION, FRANGIBLE AMMUNITION, OR AMMUNITION OF A SIZE LARGER THAN .309" WITH YOUR SUPPRESSOR MAY RESULT IN A BAFFLE STRIKE, DAMAGING THE SUPPRESSOR AND SENDING SHRAPNEL FROM THE DEVICE WHICH MAY RESULT IN SEVERE BODILY INJURY OR DEATH TO THE SHOOTER OR BYSTANDERS

L A H A R - 3 6

AMMUNITION

The Lahar-36 is compatible with (but not limited to) the following calibers:

9mm, .300 Blackout, .350 Legend, .338 ARC, and 8.6 Blackout

You should always validate the thread pitch of your host firearm before attempting to attach a suppressor. Some cartridges commonly utilize subsonic ammunition. Subsonic ammunition will further reduce the auditory signature of your host firearm when used in conjunction with a suppressor. It is recommended to only use quality factory new ammunition with your Lahar-36 suppressor. For the best performance, avoid the use of uncoated lead projectiles. These can lead to excessive fouling in your suppressor.

L A H A R - 3 6

MAINTENANCE

Your Lahar-36 Suppressor requires very little cleaning and maintenance due to the nature of centerfire rifle suppressors. A light amount of oil on the exterior of your suppressor will help protect its finish from moisture damage.

Note: Do not soak your suppressor in solvent as it can result in finish damage. Test any oil or solvents on a small area of surface to avoid unintentional finish damage. If using a QD mounting system, ensure that the mounting surface of your muzzle device is clear of any fouling buildup or debris.

The internals of your Lahar-36 suppressor do not require any cleaning or maintenance under normal circumstances.

Do not insert foreign objects including bore cleaning patches into your suppressor. Alignment rods may be used for alignment purposes only.



L I F E T I M E

MANUFACTURER'S WARRANTY

We provide a lifetime warranty against manufacturing defects and damage caused by the normal use of the product. Aero Precision LLC will repair or replace any suppressors that is manufactured, sold, or distributed.

This warranty does not cover defects or damage that are not the result of "normal use," as determined by Aero Precision LLC in its full discretion, including but are not limited to defects and damage resulting from modification of the product, neglect or abuse of the product, improper transportation of the product, improper maintenance of the product, use of defective or improper ammunition, failure to follow the instructions in the product manual, use of the product with an incompatible firearm, and criminal activity. To make a warranty or repair inquiry, contact Aero Precision's customer service team by visiting aeroprecisionusa.com/contact and submitting a form. DO NOT send or ship a suppressor to Aero Precision for repair or replacement without first receiving authorization from Aero Precision's customer service team. Failure to follow these instructions may void this warranty at Aero Precision's discretion.

THIS WARRANTY IS EXCLUSIVE AND IN LIEU OF ANY AND ALL OTHER WARRANTIES, CONDITIONS AND REPRESENTATIONS, WHETHER WRITTEN, ORAL, EXPRESSED OR IMPLIED, INCLUDING WITHOUT LIMITATION ANY IMPLIED CONDITION, REPRESENTATION OR WARRANTY OF MERCHANTABILITY OR FITNESS FOR A PARTICULAR PURPOSE. THIS WARRANTY SHALL CONSTITUTE THE SOLE REMEDY OF THE PURCHASER OR USER OF THE PRODUCT, AND AERO PRECISION LLC SHALL NOT BE LIABLE FOR AN ALLEGEDLY DEFECTIVE OR DAMAGED PRODUCT EXCEPT TO REPAIR OR REPLACE IT IN ACCORDANCE WITH THIS WARRANTY. IN NO EVENT, TO THE EXTENT PERMITTED BY LAW, SHALL AERO PRECISION LLC BE LIABLE FOR CONSEQUENTIAL, CONTINGENT, INCIDENTAL, INDIRECT OR SPECIAL DAMAGES CAUSED OR ALLEGED TO BE CAUSED IN WHOLE OR IN PART BY THE NEGLIGENCE, TORT, STRICT LIABILITY, BREACH OF CONTRACT, BREACH OF WARRANTY, OR OTHER BREACH OF DUTY OF OR BY AERO PRECISION LLC.



LAHAR-36
L-999995 CAL.36



AEROPRECISIONUSA.COM